


*DynamicPDF*; Generator forJava has over 50 built-in page elements. Custom page elements can be built by creating a class that inherits from **com.cete.dynamicpdf.PageElement**.

#### Bookmark Page Element:

This text is bookmarked.

#### Circle Page Element:



#### FormattedTextArea Page Element:

*DynamicPDF*; Generator for Java has an Formatted text area page element. This provides rich formatting support for text that appears in the document. You have complete control over 8 paragraph properties: spacing before, spacing after,

#### FormattedTextArea Overflow Text:

first line indentation, left indentation, right indentation, alignment, allowing orphan lines, and white space preservation; 6 font properties:font face, font size, **color**, **bold**, *italic* and underline; and 2 line properties: leading, and leading type. Text can also be rotated.

#### Image Page Element:

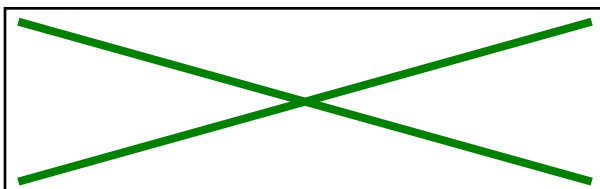


#### Label and PageNumberingLabel Page

*Labels can be rotated*

PageNumberingLabels contain page numbering: 1 of 6 pages.


#### Line Page Element:




#### Link Page Element:

[This is a link to DynamicPDF.com.](http://DynamicPDF.com)

#### Path Page Element:



#### Rectangle Page Element:



#### TextArea Page Element:

The TextArea page element is great for efficient processing of text that does not require advanced formatting. It offers basic control over leading and paragraph spacing and include text continuation functionality. If all the text does not fit within the

#### TextArea Overflow Text:

bounds of the TextArea the hasOverflowText method will return a true value. The getOverflowTextArea method can then be called to create a new TextArea with the remaining text.This functionality makes it simple to span large amounts of text over multiple

#### Custom Page Element:



#### Note Page Element:

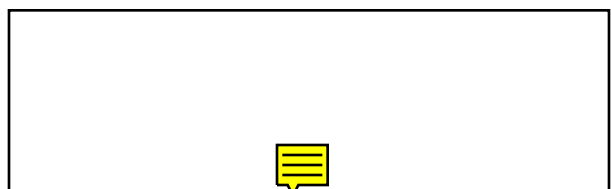


Table Page Element:

Header 1	Header 2	Header 3
RowHeader 1	Item 0	Item 1
RowHeader 2	Item 0	Item 1
RowHeader 3	Item 0	Item 1
RowHeader 4	Item 0	Item 1
RowHeader 5	Item 0	Item 1
RowHeader 6	Item 0	Item 1
RowHeader 7	Item 0	Item 1

Table Row Overflow:

Header 1	Header 2	Header 3
RowHeader 8	Item 0	Item 1
RowHeader 9	Item 0	Item 1
RowHeader 10	Item 0	Item 1
RowHeader 11	Item 0	Item 1
RowHeader 12	Item 0	Item 1
RowHeader 13	Item 0	Item 1
RowHeader 14	Item 0	Item 1

Ordered List Page Element:

1. Fruits
  - I. Citrus
    - i. Lime
    - ii. Orange
  - II. Non-Citrus
    - i. Mango
    - ii. Banana

Ordered List Page Element Overflow:

2. Vegetables
  - I. Potato
    - i. Sweet Potato
  - II. Beans
    - i. String Bean
    - ii. Lima Bean
    - iii. Kidney Bean

Unordered List Page Element:

- Fruits
  - Citrus
    - Lime
    - Orange
  - Non-Citrus
    - Mango
    - Banana

Unordered List Page Element Overflow:

- Vegetables
  - Potato
    - Sweet Potato
  - Beans
    - String Bean
    - Lima Bean
    - Kidney Bean

Additional Page Elements:

An **AreaGroup** represents a group of page elements with an area.

A **BackgroundImage** page element is used to add an image to the background of a page.

The **Group** page element is used for grouping page elements together.

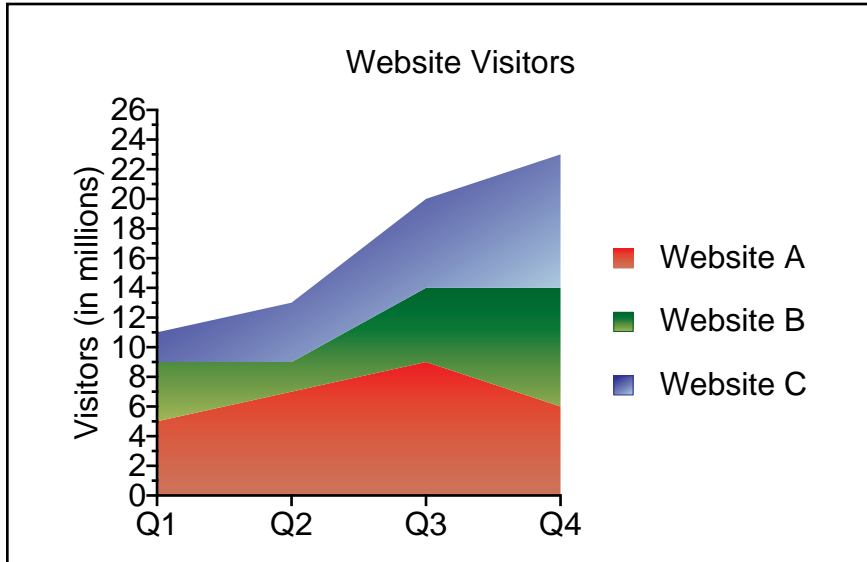
The **LayoutGrid** draws a coordinate grid to the page.

A **TransformationGroup** can rotate and scale a group of page elements.

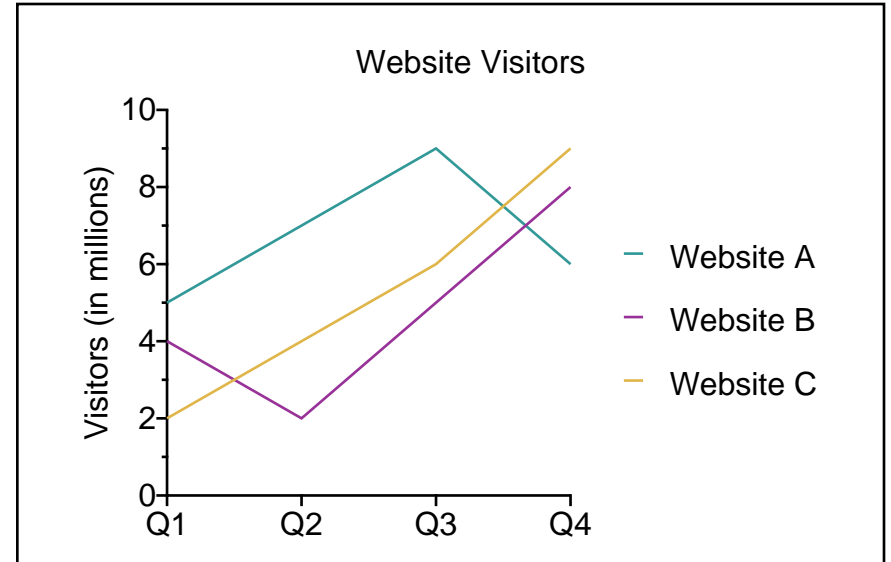
A **TransparencyGroup** can be used to add transparency to page elements.

An **Anchor Group** can have Page Elements within it. It can be anchored to the edge or margins of the page.

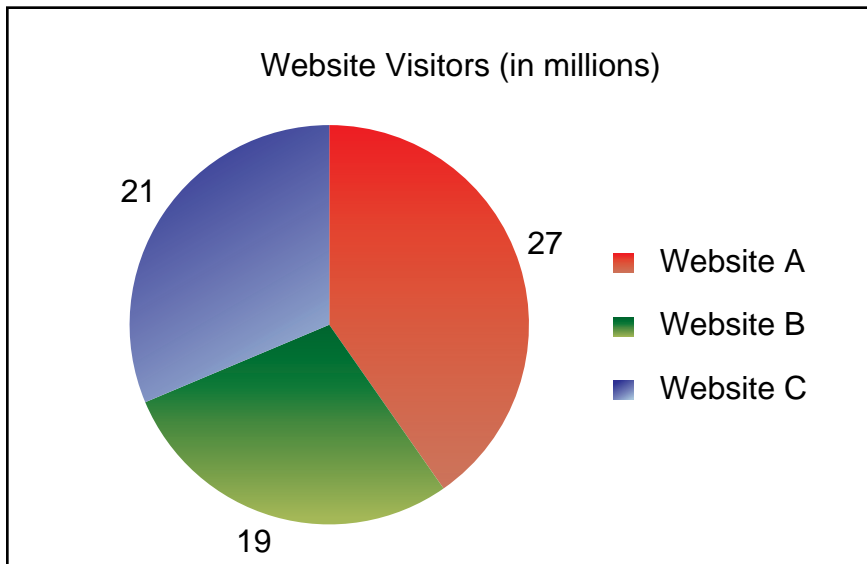
Stacked Area Chart



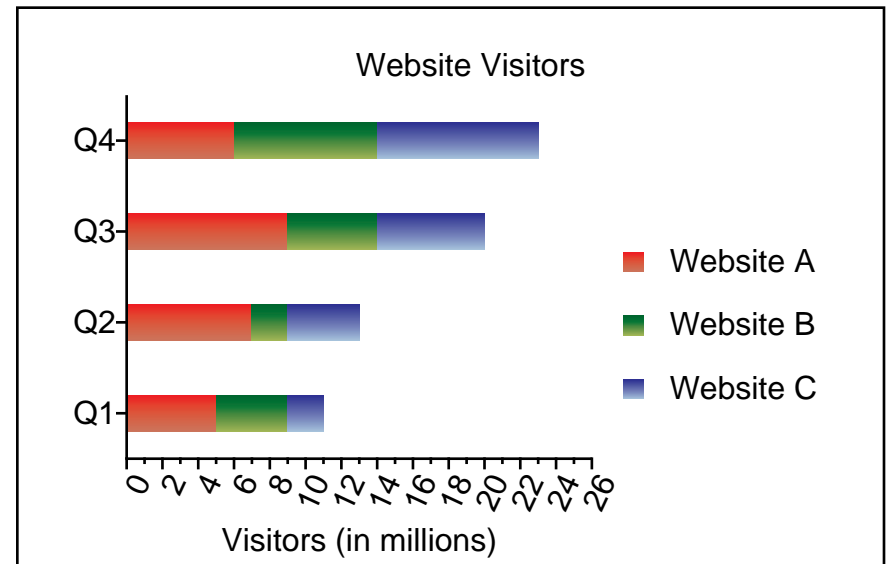
Line Chart



Pie Chart



Stacked Bar Chart



**TextField Form Page Element:**

**ComboBox Form Page Element:**

**ListBox Form Page Element:**

**RadioButton Form Page Element:**

<input type="radio"/> Monthly	<input type="radio"/> Quarterly	<input type="radio"/> Yearly
-------------------------------	---------------------------------	------------------------------

**CheckBox Form Page Element:**

<input type="checkbox"/> Onion	<input type="checkbox"/> Capsicum	<input type="checkbox"/> Jalapenos
--------------------------------	-----------------------------------	------------------------------------

**Button Form Page Element:**

**Codabar Barcode**




**Code 128 Barcode**



**Code 2 of 5 Barcode**



**Code 3 of 9 Barcode**



**Interleaved 2 of 5 Barcode**



**MSI Barcode**




**Intelligent Mail Barcode**




**RM4SCC Barcode**




**Pdf417 Barcode**




**Pdf417 Macro Barcode:**




**Pdf417 Overflow Macro Barcode:**




**Data Matrix Barcode:**



**Data Matrix Overflow Barcode:**



**Qr Code**




**Postnet Barcode**



**EAN/JAN 13 Barcode**



**EAN/JAN 13 Barcode, 2 digit supplement**



**EAN/JAN 13 Barcode, 5 digit supplement**




**UPC Version A Barcode**



**UPC Version A Barcode, 2 digit supplement**



**UPC Version A Barcode, 5 digit supplement**



**EAN/JAN 8 Barcode**



**EAN/JAN 8 Barcode, 2 digit supplement**




**EAN/JAN 8 Barcode, 5 digit supplement**



**UPC Version E Barcode**



**UPC Version E Barcode, 2 digit supplement**



**UPC Version E Barcode, 5 digit supplement**

